

Oracle Banking Digital Experience

**Islamic Banking – Corporate Islamic Finance
User Manual
Release 19.1.0.0.0**

Part No. F18558-01

May 2019

ORACLE®

Oracle Financial Services Software Limited
Oracle Park
Off Western Express Highway
Goregaon (East)
Mumbai, Maharashtra 400 063
India

Worldwide Inquiries:

Phone: +91 22 6718 3000

Fax: +91 22 6718 3001

www.oracle.com/financialservices/

Copyright © 2019, Oracle and/or its affiliates. All rights reserved.

Oracle and Java are registered trademarks of Oracle and/or its affiliates. Other names may be trademarks of their respective owners.

U.S. GOVERNMENT END USERS: Oracle programs, including any operating system, integrated software, any programs installed on the hardware, and/or documentation, delivered to U.S. Government end users are “commercial computer software” pursuant to the applicable Federal Acquisition Regulation and agency-specific supplemental regulations. As such, use, duplication, disclosure, modification, and adaptation of the programs, including any operating system, integrated software, any programs installed on the hardware, and/or documentation, shall be subject to license terms and license restrictions applicable to the programs. No other rights are granted to the U.S. Government.

This software or hardware is developed for general use in a variety of information management applications. It is not developed or intended for use in any inherently dangerous applications, including applications that may create a risk of personal injury. If you use this software or hardware in dangerous applications, then you shall be responsible to take all appropriate failsafe, backup, redundancy, and other measures to ensure its safe use. Oracle Corporation and its affiliates disclaim any liability for any damages caused by use of this software or hardware in dangerous applications.

This software and related documentation are provided under a license agreement containing restrictions on use and disclosure and are protected by intellectual property laws. Except as expressly permitted in your license agreement or allowed by law, you may not use, copy, reproduce, translate, broadcast, modify, license, transmit, distribute, exhibit, perform, publish or display any part, in any form, or by any means. Reverse engineering, disassembly, or decompilation of this software, unless required by law for interoperability, is prohibited.

The information contained herein is subject to change without notice and is not warranted to be error-free. If you find any errors, please report them to us in writing.

This software or hardware and documentation may provide access to or information on content, products and services from third parties. Oracle Corporation and its affiliates are not responsible for and expressly disclaim all warranties of any kind with respect to third-party content, products, and services. Oracle Corporation and its affiliates will not be responsible for any loss, costs, or damages incurred due to your access to or use of third-party content, products, or services.

Table of Contents

1. Preface.....	4
1.1 Intended Audience	4
1.2 Documentation Accessibility	4
1.3 Access to Oracle Support	4
1.4 Structure	4
1.5 Related Information Sources.....	4
2. Transaction Host Integration Matrix.....	5
3. Introduction.....	6
4. Islamic Finance.....	7
5. Loans And Finance	8
6. Overview.....	9
7. Repayment	11
8. Loan and Finance Details	13
9. Schedule Inquiry.....	21
10. Disbursement Inquiry	24
11. View Statement.....	26
11.1 Pre-Generated Statement	28
12. Closed Loans and Finances.....	30
13. Account Nickname.....	36

1. Preface

1.1 Intended Audience

This document is intended for the following audience:

- Customers
- Partners

1.2 Documentation Accessibility

For information about Oracle's commitment to accessibility, visit the Oracle Accessibility Program website at <http://www.oracle.com/pls/topic/lookup?ctx=acc&id=docacc>.

1.3 Access to Oracle Support

Oracle customers have access to electronic support through My Oracle Support. For information, visit

<http://www.oracle.com/pls/topic/lookup?ctx=acc&id=info> or visit

<http://www.oracle.com/pls/topic/lookup?ctx=acc&id=trs> if you are hearing impaired.

1.4 Structure

This manual is organized into the following categories:

Preface gives information on the intended audience. It also describes the overall structure of the User Manual.

Introduction provides brief information on the overall functionality covered in the User Manual.

The subsequent chapters provide information on transactions covered in the User Manual.

Each transaction is explained in the following manner:

- Introduction to the transaction
- Screenshots of the transaction
- The images of screens used in this user manual are for illustrative purpose only, to provide improved understanding of the functionality; actual screens that appear in the application may vary based on selected browser, theme, and mobile devices.
- Procedure containing steps to complete the transaction- The mandatory and conditional fields of the transaction are explained in the procedure.

If a transaction contains multiple procedures, each procedure is explained. If some functionality is present in many transactions, this functionality is explained separately.

1.5 Related Information Sources

For more information on Oracle Banking Digital Experience Release 19.1.0.0.0, refer to the following documents:

- Oracle Banking Digital Experience Licensing Guide
- Oracle Banking Digital Experience Installation Manuals

2. Transaction Host Integration Matrix

Legends

NH	No Host Interface Required.
✓	Pre integrated Host interface available.
✕	Pre integrated Host interface not available.

Sr No	Transaction / Function Name	Oracle FLEXCUBE Core Banking 11.7.0.0.0	Oracle FLEXCUBE Universal Banking 14.2.0.0.0	Oracle FLEXCUBE Universal Banking 14.3.0.0.0
1	Loans and Finances Widget	✕	✓	✓
2	Loans and Finance Details	✕	✓	✓
3	Loans and Finance Details - Nickname updation	NH	NH	NH
4	Disbursement Inquiry	✕	✓	✓
5	Schedule Inquiry	✕	✓	✓
6	Repayment	✕	✓	✓
7	View Statement	✕	✓	✓
8	Pre-Generated Statement	✕	✕	✕
9	Closed Loans and Finances	✕	✓	✓
10	Loan Installment Calculator	NH	NH	NH
11	Loan Eligibility Calculator	NH	NH	NH

[Home](#)

3. Introduction

Islamic Banking is a Banking system that is based on the principles of sharia (Islamic law) and guided by the Islamic economics. The Shariah Laws provide guidance on each and every aspect of human life, and the laws which govern and guide financial and commercial transactions define Islamic Banking activities.

Although Islamic banking may seem similar to conventional banking, the two differ conceptually. One key difference is that in conventional banking, banks earn their money by charging interest and fees for services, whereas in Islamic banking, banks earn their money by profit and loss sharing, trading, leasing, charging fees for services rendered, etc.

The OBDX corporate banking modules cater to Islamic accounts as well. Users of an Islamic bank, can view the account details, schedule inquiry, disbursement inquiry and repayment of the finance etc. using the portal.

The labels on the different pages / screens, for Islamic accounts, reflect the nomenclature as per and in accordance with the requirements of the Shariah law.

4. Islamic Finance

Customers can avail Islamic Finance and details of the same can be accessed online. The Islamic financing module enables the customer to view details of Islamic financing, transaction activities, repayments done, repayment schedule and the available profit percentage for various Islamic finances both active and closed. Customers can make partial or full repayment for an Islamic finance.

The labels have been adjusted and rechristened for Islamic Finance and are in accordance to the Islamic Banking requirements.

5. Loans And Finance

Islamic Banking is a Banking system that is based on the principles of sharia (Islamic law) and guided by the Islamic economics. The Shariah Laws provide guidance on each and every aspect of human life, and the laws, which govern and guide financial and commercial transactions define Islamic Banking activities.

Islamic Finance is an amount of money that is financed by the bank for a certain period of time. Banks charge profit rate for the amount financed. Hence, Islamic Finance accounts are valuable income generating assets for banks. It is therefore important for banks to enrich the end user's servicing experience so as to increase user satisfaction and retention. In order to achieve this, banks are constantly making efforts to enhance the digital banking experience for their customers by introducing and revamping servicing features on the digital platform. `

The application provides a platform by which banks are able to offer their users an enriching digital banking experience in servicing their customers.

Users can manage their banking requirements efficiently and effectively through the OBDX self-service channels. The loans and finances module offers users a host of services that include, but are not limited to, viewing their account details, schedules and balances and also the facility to make repayments.

Features Supported In Application

The loans and finances module of the OBDX application supports the following features:

- Loans Widget
- View Loan and Finance Details
- Repayment
- Disbursement Inquiry
- View Repayment Schedule
- Account Statements
- View Closed Accounts

Pre-requisites

- Transaction access is provided to corporate user.
- Islamic Finance accounts are maintained in the core banking system under a party ID mapped to the user.

6. Overview

The corporate overview/dashboard page displays an overview of the user's holdings with the bank as well as links to various transactions offered to the user. The 'My Accounts' widget displays the user's holdings in each account type such as Current and Savings Accounts, Term Deposits, Loans and Finances and Credit Cards. On clicking on any account type record, the widget displaying details specific to that account type is displayed. One such widget is the Loans and Finances widget which is displayed on selection of account type, 'Loans' under the My Accounts widget.

The loans and finances widget has been designed to showcase the lending profile of a user. By viewing the loans and finances widget, the user should be able to gain an insight into the current position of the finances he holds with the bank.

Click on individual components of cards in Loans and Finances widget to view in detail. Each card shows a summary of the account with the account number, account status, remaining amount and type of product under which lending is done.

ZigBank Welcome, Leo Checker
Last login 30 Nov 10:21 PM

Loans

1 Total Accounts
£67,500.00 Outstanding Balance

Loan and Finance Summary

Party Name	Account Number	Profit Rate	Maturity Date	Outstanding Balance
LEO Corp	Murabaha Financing (Dual Formula)Au xxxxxxxxxxxx0001	4.00%	04 Jan 2016	£67,500.00

Page 1 of 1 (1 of 1 Items) [Download](#)

Quick Links

- Repayment
- Schedule Inquiry
- Disbursement Inquiry

Loan Installment Calculator

Amount: £10000.00
 Tenure (months): 1
 Interest: 1%
[Calculate](#)

Eligibility Calculator

Avg Monthly Income: £10,000.00
 Avg Monthly Expense: £1,000.00
 Tenure (months): 12
 Interest: 1%
[Calculate](#)

Copyright © 2006, 2017, Oracle and/or its affiliates. All rights reserved. | Security Information | Terms and Conditions

Loans and Finances Widget Overview

Loans and Finances widget showcases the following:

Loan and Finance Summary

The loans and finances widget provides the user with the option to view the summary of both the active loans and closed loans and finances individually. On selecting the status option 'Active', all the active accounts of the user held with the bank are listed down. Each account is displayed along with the outstanding amount, the party name, the finances offered name, as well as the type of loan i.e. Islamic. The user is able to view further details and perform various tasks on any loan and finances account by selecting a specific account from the widget.

Quick Links

It provides the facility for users to access all the important features like.

- Repayment
- Schedule Inquiry
- Disbursement Inquiry

Eligibility Calculator:

The loans and finances widget also contains a link by clicking on which the user can navigate to the loan / finances eligibility calculator. This calculator enables users to compute the amount of loan they are eligible for based on certain criteria.

Note: This feature is currently available for conventional loans only.

Installment Calculator:

In addition to the link provided to navigate to the loan /finances eligibility calculator, the loans and finances widget also contains a link by which the user can navigate to the loan installment calculator. The installment calculator enables the user to identify the installment amount payable on a loan of a certain amount for a specific duration.

Note: This feature is currently available for conventional loans only.

Home

7. Repayment

Customers can make a payment equal to the installment amount, lower than or more than the installment amount of the finance account. If the amount is higher than the installment amount, it can be considered as partial payoff or full settlement (depending upon the penalties and charges settings at the host).

Note: If customer makes a payment equal to the total outstanding financed amount (inclusive of arrears), it may lead to settlement of the finance account, depending upon the configuration (premature penalty/any charges) at the host system.

How to reach here:

Dashboard > Toggle menu > Accounts > Loans and Finances > Repayment

Repayment

ZigBank Welcome, Leo Checker
Last login 03 Dec 10:58 PM

Repayment

Select Account
xxxxxxxxxxxx0001

Pending Arrears
£0.00

Outstanding Principal
£67,500.00

Disclaimer:
If arrears are pending for the account, the same will be settled first. Remaining amount of the payment will be settled against Principal Balance

Source Account
xxxxxxxxxxxx0151 - Johnny

Balance : £17,998.66

Repayment Amount
£200.00

[Repay](#) [Back](#)

Repayment Tips

Understanding your payment responsibilities is crucial to maintaining credit and balancing your personal budget.

It's worth mentioning that making payments ahead of schedule is the best way to lower your overall cost of borrowing.

Take advantage of any and all interest rate discounts available to you

Make sure you read everything you receive about your loans and understand your loan terms.

Hey, I am here to help if you need it!

Copyright © 2006, 2017, Oracle and/or its affiliates. All rights reserved. | [Security Information](#) | [Terms and Conditions](#)

Field Description

Field Name	Description
Select Account	Islamic Finance account number in masked format along with the account nickname.
Pending Arrears	Pending arrears amount in the account along with currency. It is sum of Principal and Profit arrears.
Outstanding Principal	Outstanding principal balance in the account along with currency.
Disclaimer	Text message informing user about the appropriation of funds in case of arrears.
Source Account	Account for making payment. Note: The list displays the all active accounts where user is the primary holder or sole owner.
Balance	Balance amount in the selected source account.
Repayment Amount	Amount for the repayment.

To repay the loan:

1. In the **Repayment Amount** field, enter the payment amount.
2. Click **Repay**.
OR
Click **Cancel** to cancel the transaction.
3. The **Review** screen appears. Verify the details, and click **Confirm**.
OR
Click **Cancel** to cancel the transaction.
4. The success message appears, along with the reference number.
5. Click **Go To Account Details** to go to **Account Details** screen.
OR
Click **Go To Dashboard** to go to Dashboard screen.

FAQs**1. Can I make partial prepayment towards my loan using the repayment option?**

This depends on the features of the loan you have applied for. If enabled, you will be subject to pre-payment charges applicable as per product type.

[Home](#)

8. Loan and Finance Details

The Loans and Finances details page displays important information pertaining to Islamic Finance account such as the net outstanding balance and the names of all the account holders, important dates associated with the Islamic Finance such as the opening date and maturity date, the current status, profit rate and the branch in which the finance is held.

- **Account Details** – This section displays the basic details about the loan such as the opening date, maturity date, current status, etc.
- **Financing Details** – This section comprises of information such as the financed amount, financed amount disbursed, the amount repaid till date and the outstanding finances.
- **Repayment** – This section displays repayment details that comprise of finance payment frequency, repayment mode and the profit rate for advance payment, profit rate for late payment.
- **Installments** – This section displays loan installment details such as the financing tenure, total installments, the number of installments remaining as well as the next installment date and amount.
- **Arrears** – This section displays information pertaining to arrears including amount of principal arrears, installment arrears, bank profit due and any other fees applicable.

How to reach here:

Dashboard > My Accounts > Loans and Finances > More options > Loan and Finance Details

To view loan and finance account details:

Loan and Finance Details

ZigBank Welcome, Leo Checker
Last login 05 Dec 06:57 PM

Loan And Finance Details

Select Account
xxxxxxxxxxxx0001

Product Name
Vehicle/Personal Finance

Nickname
SmartFinance

Account Details	Financing Details	Repayment	Installments	Arrears
Customer ID ***866	Financed Amount £67,500.00	Finance Payment Frequency Monthly	Financing Tenure 24 months 1 days	Principal Arrears £67,500.00
Opening Date 03 Jan 2014	Financed Amount Disbursed £67,500.00	Repayment Mode Account	Total Installments 8	Installment Arrears £0.00
Maturity Date 04 Jan 2016	Purpose Of Financing Amount Re-paid Till Date £0.00	Advance Payment Amount £0.00	Installments Paid 0	Bank Profit Due £0.00
Status Active	Outstanding Finances £67,500.00	Profit Rate for Advance Payment 0.00%	Remaining Installments 8	Other Fees £0.00
Profit Rate 4.00%	Customer Grace Period And Frequency 0	Profit Rate for Late Payment 0.00%	Next Installment Date 03 Feb 2014	
Facility ID 0	Supplier Grace Period And Frequency 0		Next Installment Amount £229.32	
Branch Bank Futura - AT3 Branch AT3	Linked Murabaha bill Bank Profit Share 0			
	Customer profit Share 0			
	Lessee Type			
	Lessee Payment Mode			
	Bank Share 0			
	Customer Share 0			

Transactions

Download

Date	Description	Reference No	Amount
02 Jan 2014	AMOUNT Disbursed	AT3ZTRF1400206BK	£17,000.00 Dr
02 Jan 2014	SERVICE_TAX Liquidation	AT3ZTRF1400206BH	£0.08 Cr
02 Jan 2014	PROC_CHARGE Liquidation	AT3ZTRF1400206BF	£4.00 Cr

Page 1 of 1 (1-3 of 3 items)

Back Pre-Generated Statement

Field Description

Field Name

Description

Customer Name

Names of the finance account holders. Depending on the holding pattern, one or multiple names are displayed.

Loan Account Number

Financing account number in masked format along with the account nickname.

Click **+ Add Nickname** to add nickname.

For more information on Account Nickname, refer **Account Nickname**.

Net Outstanding Balance

The net outstanding balance of the selected account.


Field Name	Description
Account Details	
Customer ID	Customer ID associated with the financing account in masked format.
Opening Date	Date on which the Islamic Finance account was opened.
Maturity Date	Date on which the Islamic Finance account will mature.
Status	Current Status of the account.
	Note: It displays the Closed status for closed loan accounts.
Profit Rate	Profit rate applicable to the account.
	Note: It displays the net Profit rate applicable to the loan account as on the inquiry date.
Facility ID	Facility ID under which the account has been opened.
Branch	Branch in which the account is held.
Financing Details	
Financed Amount	The amount of finance that bank has agreed to provide to the user/s.
Financed Amount Disbursed	Amount disbursed along with the currency till date.
Purpose of Financing	Purpose for which finances has been taken.
Amount Re-paid till Date	Total amount repaid by the user till date with currency.
Outstanding Finances	Outstanding amount for the account.
Customer Grace Period And Frequency	Customer grace period and frequency.
	Note: This field appears only for certain product.
Supplier Grace Period And Frequency	Supplier grace period and frequency.
	Note: This field appears only for certain product.
Linked Murabha bill	The bill reference number associated with Murabha finance contract.

Field Name	Description
Bank Profit Share	Bank profit share (percentage) details (the percentage of profit that the bank gets in case of a profitable return in certain accounts). Note: This field appears only for certain product.
Customer profit Share	Customer profit share (percentage) details (the percentage of profit that you get in case of a profitable return in certain accounts). Note: This field appears only for certain product.
Lease Type	Type of the lease. Note: This field appears only when the selected account is opened under certain products.
Lease Payment Mode	Type of payment mode opted. Note: This field appears only when the selected account is opened under certain products.
Bank Share	Finance sharing ratio of the bank. Note: This field appears only for certain product.
Customer Share	Customer finance sharing ratio on Musharaka account.
Repayment	
Finance Payment Frequency	Repayment frequency of the financed amount. It could be: <ul style="list-style-type: none"> • Daily • Weekly • One Time Payment • Monthly • Bi monthly • Quarterly • Semi-annually • Annually
Repayment Mode	Repayment mode for the financing account as set up in the processing system.

Field Name	Description
Advance Payment Amount	Amount paid in advance. Note: This field appears only for certain product.
Profit Rate for Advance Payment	Profit rate for advance payment. Note: This field appears only for certain product.
Profit Rate for Late Payment	Profit rate for late payment as penalty by the user on payment made. Note: This field appears only for certain product.
Installments	
Financing Tenure	Tenure of the financing or duration, in years and months, for which the financing amount is sanctioned.
Total Installments	Total number of installments applicable for the financing account.
Installments Paid	Total number of installments paid till date.
Remaining Installments	Number of installments remaining for payment of the financing account.
Next Installment Date	Due date of next installment.
Next Installment Amount	Amount to be paid as next installment.
Arrears	
Principal Arrears	Outstanding principal balance on the financing account as on date.
Installment Arrears	Pending installment arrears for the financing account.
Bank Profit Due	Outstanding profit to be repaid.
Other Fees	Fees and service charges applied on the financing account.
Transactions	
Date	Date of the transaction.
Description	Description of the transaction.
Reference No	Reference number of the transaction.

Field Name	Description
Amount	Transaction amount along with the type of the transaction (credit or debit).

To view the loan account details:

1. Click  to search transactions, in **Transactions** section.
The **Transactions** screen to search specific transactions appears.
2. From the **Select Account** list, select the appropriate account.
3. Enter the appropriate search criteria.
4. Click **Search**.
Based on search criteria search result appears.
OR
Click **Reset** to clear the entered details.
OR
Click **Back** to navigate back to previous screen.

Transactions -Search Criteria

Transactions

Select Account
XXXXXXXXXXXX4018

Search By
Current Period

Reference Number

Transaction Type
All

Amount From

Amount To

Back Reset Search

Download

Date	Description	Reference No	Amount
02 Jan 2014	PROC_CHARGE Liquidation	AT3ZTRF1400206BF	£4.00 Cr
02 Jan 2014	SERVICE_TAX Liquidation	AT3ZTRF1400206BH	£0.08 Cr
02 Jan 2014	AMOUNT Disbursed	AT3ZTRF1400206BK	£17,000.00 Dr

Page 1 of 1 (1-3 of 3 items) < 1 >

Back Pre-Generated Statements

Copyright © 2016, 2017. Oracle and/or its affiliates. All rights reserved. | Security Information | Terms and Conditions

Field Description

Field Name	Description
Select Account	Loan account number of the user in the masked format.
Balance	Application displays the Account balance of the selected source account.
Search By	<p>The transaction period.</p> <p>Options are:</p> <ul style="list-style-type: none"> • Current Period • Previous Month • Previous Quarter • Select Date Range
Date From / Date To	<p>The start and end date range of the transaction – for a date bound search.</p> <p>Start date cannot be greater than end date.</p> <p>This field appears if you select the Select Date Range option in the Search By list.</p>
Reference Number	Reference number of transaction.

Field Name	Description
Transaction Type	The type of the transaction. Options are: <ul style="list-style-type: none"> • All • Debit Only • Credit Only
Amount From	The minimum amount for the search criteria.
Amount To	The maximum amount for the search criteria
Search Result	
Date	The date on which the transaction is processed.
Description	The brief description of the transaction.
Reference Number	Reference number of transaction.
Amount	The debit/ credit amount of the transaction.

5. Click **Download**, to download transaction summary in a specific format.
6. Click on **Pre-generated** statement, to generate a pre-generated statement.
OR
Click **Back** to navigate back to previous screen.

You can also perform following account related transactions using **Loan Details- Quick Links** section:

- To make a repayment in the loan account, click **Loan Repayment**.
- To view loan repayment schedule, click **Schedule Inquiry**.
- To view disbursement details, click **Disbursement Inquiry**.

Note: To navigate to **Overview** screen, click **Back**.

[Home](#)

9. Schedule Inquiry

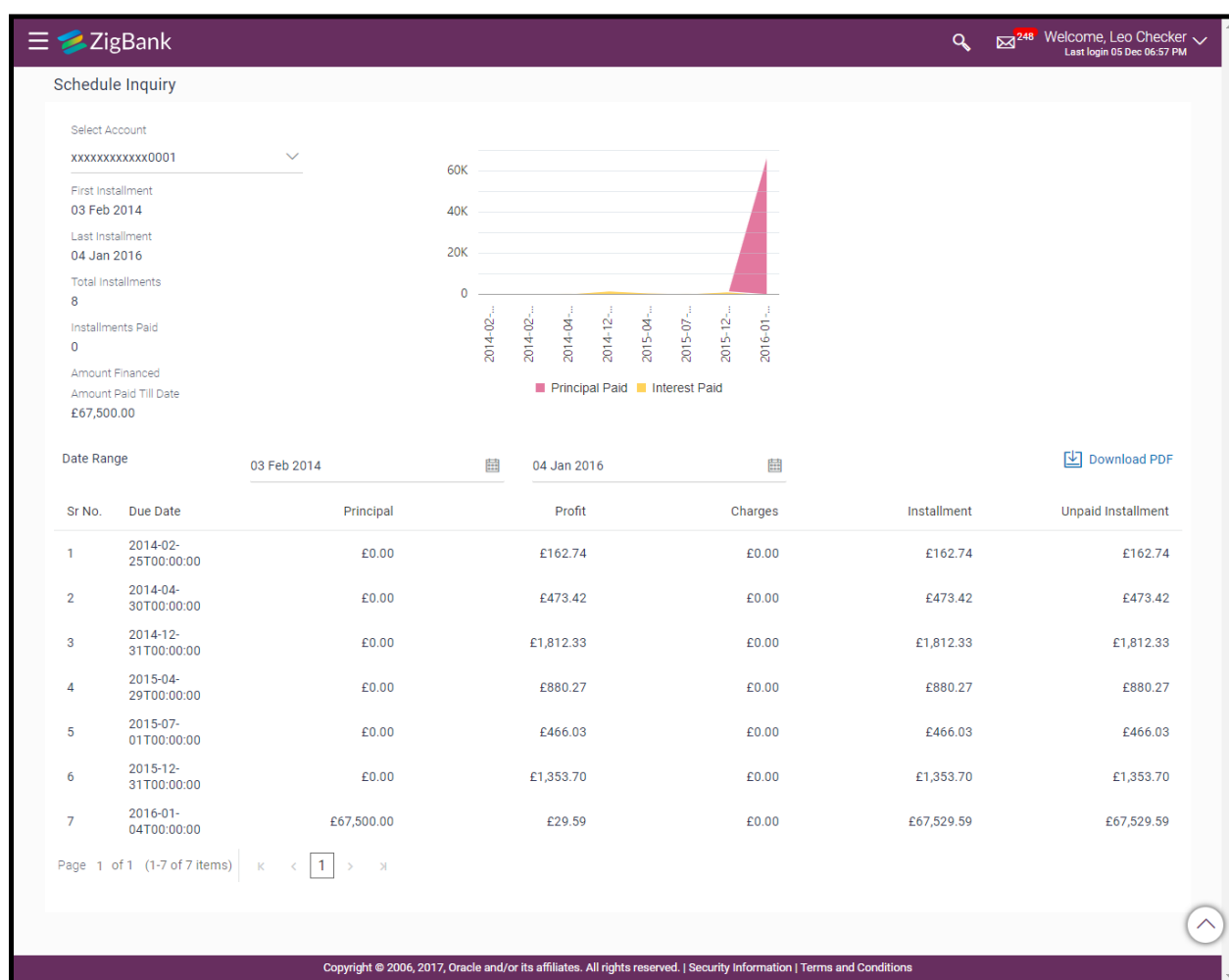
Through this feature, the user is able to gain an understanding of the loan repayment life cycle. This page displays details of each installment including the profit and principal amounts along with any charges if applicable, and the total installment amount due on each specific date throughout the loan tenure.

The user is able to identify important information such as the frequency in which repayment installments are made, the total number of installments and the number of installments paid and those that are pending.

How to reach here:

Dashboard > Toggle menu > Accounts > Loans and Finances > Schedule Inquiry

Schedule Inquiry



Field Description

Field Name	Description
Select Account	The loan account number in masked format along with the account nickname. The account number will be masked as per account number masking configurations. For more information on Account Nickname, refer Account Nickname.
First Installment	The date on which the first installment payment is due on or was paid for Islamic finance.
Last Installment	The date on which the last installment payment is due on or was paid for Islamic finance.
Total Installments	The total number of installments of Islamic finance.
Installments Paid	The number of installments paid till date.
Amount Financed	Displays the amount financed for the loan account.
Amount Paid till date	The total amount paid in installments till date.
Graphical Representation	
The Islamic Finance schedule is displayed in graphical form.	
Date Range	The user can select the period for which to view installment details.
Sr No.	Serial number of each installment are displayed against the installment record.
Due Date	The date on which the specific installment is due.
Principal	Principal amount that is due corresponding to the installment date.
Profit	Profit amount that is due corresponding to the installment date.
Charges	Charge (fee) amount that is due corresponding to the installment date.
Installment	Total installment amount that is due corresponding to the installment date.
Unpaid Installment	Any amount that has been unpaid, if at all, on the specific installment date.

To view loan schedule:

1. In the **Date Range** field select the period for which installment details in the repayment schedule are to be viewed. Based on selected period, the set of installments in finance account repayment schedule appears. To view next set of entries in Islamic Finance account Schedule of the account, click on the pagination options available. [Click here for](#)

further information on pagination options.

To view next set of entries in **Loan Schedule** of the account, click **pagination** icon.

2. Click  to download the details in .pdf format.
OR
Click **Back to Dashboard** to navigate to the dashboard screen.

Home

10. Disbursement Inquiry

Disbursement of the finance amount depends on the type of Islamic Finance product availed by the user.

In case of loan disbursements, the user needs to know the disbursement details of the account. This feature allows the user to view the disbursement details such as financed disbursed amount, disbursal date and financed amount. It helps the user to analyze the current position of the finance as to how much is disbursed and how much is yet to be disbursed

How to reach here:

Dashboard > Toggle menu > Accounts > Loans and Finances > Disbursement Inquiry

Disbursement Inquiry

Disbursement Inquiry

Select Account
xxxxxxxxxxxx0001

Financed Amount
£67,500.00

Financed Amount Disbursed
£67,500.00

Date	Amount
03 Jan 2014	£67,500.00

Tips

Always ensure that the amount of simple interest is available in your bank account to avoid dishonour of the cheque.

Keep photocopies of all documents/agreements/letters submitted to the bank to avoid any misunderstandings later.

All banks charge interest on the loan amount from the day on which the cheque has been made and not from the day on which the cheque is handed over to you/seller. So, take delivery of the cheque the same day or the very next day to avoid paying extra interest on money.

Hey, I am here to help if you need it!

Copyright © 2006, 2017, Oracle and/or its affiliates. All rights reserved. | Security Information | Terms and Conditions

Field Description

Field Name	Description
Select Account	Islamic Finance account number in masked format along with the account nickname. For more information on Account Nickname, refer Account Nickname.
Financed Amount	The approved financed amount along with the currency.
Financed Amount Disbursed	The finance amount disbursed along with the currency as on the date of inquiry.

Field Name	Description
Date	Disbursement date. Note: If there are multiple disbursements in the account, the last disbursement will be displayed first and others accordingly in that order. The last entry in this list should be of the first disbursement date.
Amount	Amount disbursed as on the respective disbursement dates.

3. Click **Back to Dashboard** to navigate to the dashboard screen.

[Home](#)

11. View Statement

Users should be able to keep track of transactions on their loan and finance accounts. The account statement feature allows user to view details of all transactions made in their finance accounts. The account statement feature displays all debit and credit entries along with the transaction amount and reference details.

Transaction filters are provided to enable search based on certain criteria. A user can search transactions on the basis of date range and transaction type (debit only, credit only or both).

Transaction details are fetched online and displayed on the screen. The PDF icon provided, enables saving of the activities displayed on page in pdf format.

How to reach here:

Dashboard > My Accounts > Loans and Finances > More Options > View Statement

OR

Dashboard > Toggle Menu > Accounts > Loans and Finances > View Statement

Statement

The screenshot displays the 'View Statement' page for a user named James Smith. The interface includes a sidebar with account details (Account Number: xxxxxxxxxxxx2002) and a main table of transactions. The table has columns for Date, Description, Reference No, and Amount. A single transaction is listed: 02 Jan 2014, PRINCIPAL Liquidation, AT32TRF1400207SP, £600.00 Cr. There are filters for Current Period and a 'Download' button.

Date	Description	Reference No	Amount
02 Jan 2014	PRINCIPAL Liquidation	AT32TRF1400207SP	£600.00 Cr

Field Description

Field Name	Description
Account Number	Financing account number in masked format.
View Options	

Field Name	Description
Transaction Period	Filters to view the transactions of a particular period. The options are: <ul style="list-style-type: none"> • Current Period • Previous Month • Previous Quarter • Select Date Range
Date From / To	Option to view transactions for the selected period. This field appears if you select the Select Date Range option from the first filter.
Transaction Description	Filters to view the transactions based on description. The options are: <ul style="list-style-type: none"> • All • Debits Only • Credits Only

To generate the statement:

1. From the **Transaction Period** list, select the appropriate option.
2. If you select '**Select Date Range**' option, select the **From** and **To Date**.
3. From the **Transaction Description** list, select the appropriate option to further customize the statement.
Based on selected criteria, the loan statement appears.


Field Description


Field Name	Description
Date	Date on which the transaction took place.
Description	A short description of the transaction.
Reference No	Transaction reference number.
Transaction Amount	The amount for which the transaction took place.


4. Click  [Download Statement](#) to download the transaction details in .pdf format.


To sort the Records


5. From the Page list, select the required page number of the transactions list.

6. Click  to sort records in ascending or descending order.

7. Click to  view the first page of the transaction record list.
OR

Click to  view the previous page of the transaction record list.
OR

Click to  view the next page of the transaction record list.
OR

Click to  view the last page of the transaction record list.

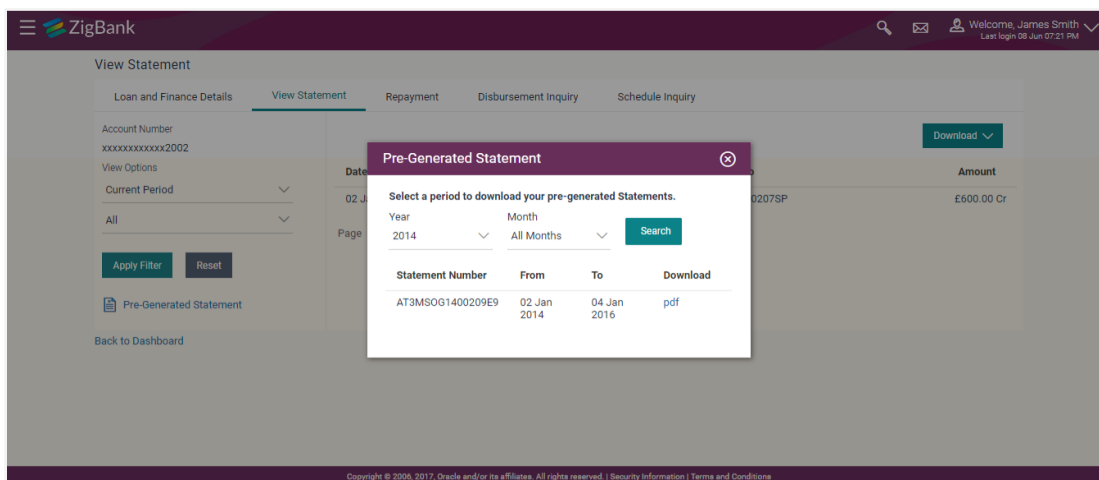
11.1 Pre-Generated Statement

Pre-generated statements are statements that have been generated by the core banking application, for an account. Through this option, the user can view a statement that was generated previously – he may want to do this if he has missed a past statement for some reason. (Like accidentally deleting e-statements or misplacing his mail in case of a physical copy).

To request pre-generated statement:

1. From the **Account Number** list, select the account number for the account statement.
2. Click **Pre-generated Statement**. The **Download Statement** screen appears.

Pre-Generated Statement



Field Description**Field Name****Description**

Select a period to download your pre-generated statements.

Period**Year**

The year of the statement to be generated.

Month

The months of the statement to be generated.

Statement Number

Unique Reference Number of the statement.

From

Start date of the statement.

To

End date of the statement.

Download

Click the option to download the statement.

3. From the **Year** list, select the start year of the account statement.
4. From the **Months** list, select the month of the account statement.
5. Click **Search** to request for statement for given period. The statement for the search results appears.

[Home](#)

12. Closed Loans and Finances

Users should be able to view details of all loans held with the bank including those that are currently closed. The loans dashboard, hence, displays a widget containing a summary of such closed loan accounts. The user can view additional details of closed loans by selecting the 'View All' link on this widget. The account details page of closed accounts displays information similar to that of active loans.

Note: The features like **Repay**, **Schedule**, and **Disbursement Details** are not available for closed loan and finances accounts.

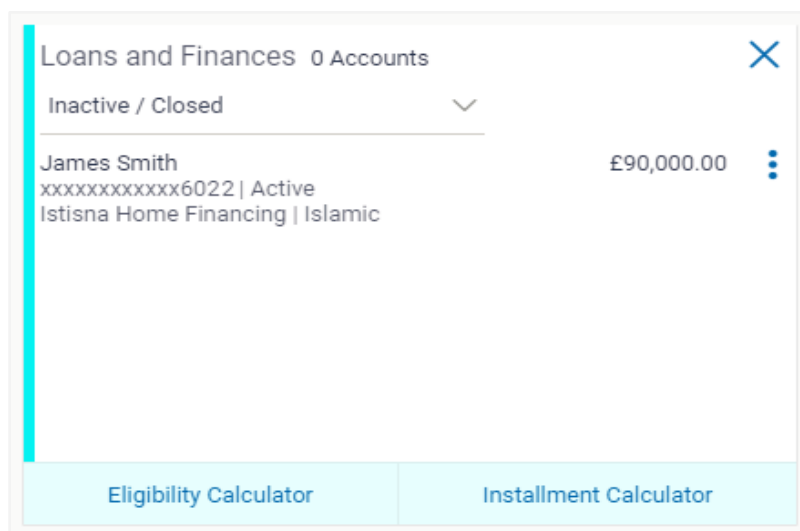
How to reach here:

Dashboard > My Accounts > Loans and Finances > Inactive / Closed

To view closed loan and finances card details:

1. All the closed loans and finances cards held by user appears.

Closed Loans and Finances Account Card



Field Description

Field Name	Description
Customer Name	Names of the primary loan and finance account holder along with nick name if any.
Account Number	The Islamic Finance account number in masked format along with the account nickname. The account number will be masked as per account number masking configurations.
Product Type	The Islamic finance product type which is applicable
Account Type	The type of account, whether it is conventional or Islamic

Field Name	Description
------------	-------------

Outstanding Amount	Outstanding loan amount along with the currency.
---------------------------	--

- Click on a closed loan card to view the details of that particular loan. The **Loan and Finance Details** screen appears.

Note:**Eligibility Calculator:** This feature is currently available for conventional loans only**Installment Calculator:** This feature is currently available for conventional loans only**Closed Loan and Finance Details**

Loan and Finance Details

Customer Name: James Smith | Account Number: xxxxxxxxxxxx0004 | Net Outstanding Balance: £0.00

[Add Nickname](#)

Account Details	Financing Details	Repayment	Installments	Arrears
Customer ID ***170	Financed Amount £112,500.00	Finance Payment Frequency Monthly	Financing Tenure 24 months 0 days	Principal Arrears £0.00
Opening Date 02 Jan 2014	Financed Amount Disbursed £112,500.00	Repayment Mode Account	Total Installments 24	Installment Arrears £0.00
Maturity Date 02 Jan 2016	Purpose Of Financing Amount Re-paid Till Date £112,500.00	Advance Payment Amount £0.00	Installments Paid 0	Bank Profit Due £0.00
Status Closed	Outstanding Finances £0.00	Profit Rate for Advance Payment 0.00%	Remaining Installments 0	Other Fees £0.00
Profit Rate 2.00%	Customer Grace Period And Frequency 10	Profit Rate for Late Payment 0.00%	Next Installment Date 02 Feb 2014	
Facility ID ILOANS	Supplier Grace Period And Frequency 20		Next Installment Amount £0.00	
Branch AT3-FCLEXCUBE UNIVERSAL BANK AT3	Linked Murabha bill			
	Bank Profit Share 0			
	Customer profit Share 0			
	Lease Type			
	Lease Payment Mode			
	Bank Share 0			
	Customer Share 0			

[Back to Dashboard](#)

Copyright © 2006, 2017, Oracle and/or its affiliates. All rights reserved. | [Security Information](#) | [Terms and Conditions](#)

Field Description

Field Name	Description
------------	-------------

Customer Name	Names of the loan account holders. Depending on the holding pattern, one or multiple names will be displayed.
----------------------	---

Field Name	Description
Account Number	<p>The loan account number in masked format along with the account nickname. The account number will be masked as per account number masking configurations.</p> <p>For more information on Account Nickname, refer Account Nickname.</p>
Net Outstanding Balance	The net outstanding balance of the selected account
Account Details	
Customer ID	<p>Customer ID associated with the financing account in masked format.</p> <hr/> <p>Note: It displays the primary customer ID of the account in case of joint account.</p> <hr/>
Opening Date	Financing account opening date.
Maturity Date	Financing account maturity date.
Status	<p>Status of financing account.</p> <hr/> <p>Note: Since the details are being viewed of a loan account that has been closed, the status will be 'Closed'.</p> <hr/>
Profit Rate	<p>Profit rate applicable to the financing account.</p> <hr/> <p>Note: It displays the net profit rate applicable to the loan account as on the inquiry date.</p> <hr/>
Facility ID	The facility ID under which the financing account has been opened.
Branch	The branch in which the financing account was held.
Financing Details	
Financed Amount	The amount of loan that the bank had agreed to provide the user/s.
Financed Amount Disbursed	The total amount of finance given to the user.
Purpose Of Financing	Purpose for which finances has been taken
Amount Re-paid Till Date	Total amount repaid by the user till date with currency.

Field Name	Description
Outstanding Finances	The total amount due to be paid by the user.
Customer Grace Period And Frequency	Customer grace period and frequency. Note: This field appears only for certain product.
Supplier Grace Period And Frequency	Supplier grace period and frequency. Note: This field appears only for certain product.
Linked Murabha bill	The bill reference number associated with Murabha finance contract.
Bank Profit Share	Bank profit share (percentage) details (the percentage of profit that the bank gets in case of a profitable return in certain accounts). Note: This field appears only for certain product.
Customer profit Share	Customer profit share (percentage) details (the percentage of profit that you get in case of a profitable return in certain accounts). Note: This field appears only for certain product.
Lease Type	Type of the lease. Note: This field appears only when the selected account is opened under certain products.
Lease Payment Mode	Type of payment mode opted. Note: This field appears only when the selected account is opened under certain products.
Bank Share	Finance sharing ratio of the bank. Note: This field appears only for certain product.
Customer Share	Customer finance sharing ratio on Musharaka account.
<u>Repayment</u>	

Field Name	Description
Finance Payment Frequency	Repayment frequency of the financed amount. It could be: <ul style="list-style-type: none"> • Daily • Weekly • One Time Payment • monthly • Bi monthly • quarterly • semi-annually • annually
Repayment Mode	Repayment mode for the account as set up in the processing system.
Advance Payment Amount	Amount paid in advance. <hr/> Note: This field appears only for certain product.
Profit Rate for Advance Payment	Profit rate for advance payment. <hr/> Note: This field appears only for certain product.
Profit Rate for Late Payment	Profit rate for late payment as penalty by the customer on payment made. <hr/> Note: This field appears only for certain product.
<u>Installments</u>	
Financing Tenure	Tenure of the financing or duration, in years and months, for which the financing amount is sanctioned.
Total Installments	Total number of installments applicable for the financing account.
Installments Paid	Total number of installments paid till date.
Remaining Installments	Number of installments remaining for payment of the financing account.
Next Installment Date	Due date of next installment.
Next Installment Amount	Amount to be paid as next installment.

Field Name	Description
<u>Arrears</u>	
Principal Arrears	Outstanding principal balance on the financing account as on date.
Installment Arrears	Pending Profit arrears for the financing account.
Bank Profit Due	Outstanding profit to be repaid.
Other Fees	Fees and service charges applied on the financing account.


Note: All the products are as available and maintained at host which is fetched by this application.

[Home](#)

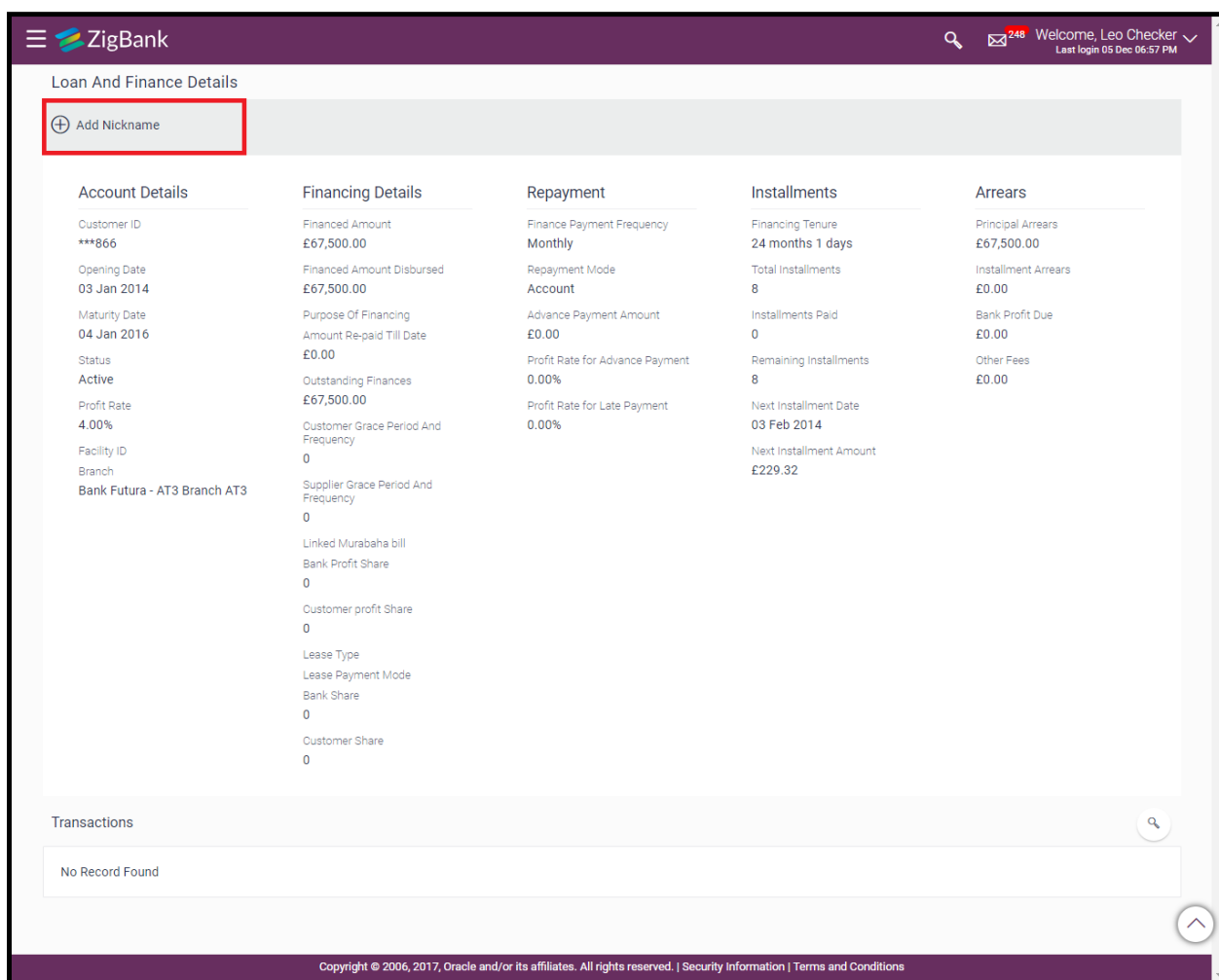
13. Account Nickname

User can assign a specific name to a current or savings account. This is done as user's wish to remember accounts with a particular name instead of account numbers. Once a nickname is assigned to an account, it is displayed on various transactions instead of the standard account description. This option also allows user to modify or delete the nickname whenever required.

To add nickname to account:

1. Click  to add nickname to an account.
2. In the **ADD Nickname** field , enter the nickname you want to use.

Add Nickname- Example



ZigBank | Welcome, Leo Checker | Last login 05 Dec 06:57 PM

Loan And Finance Details

+ Add Nickname

Account Details	Financing Details	Repayment	Installments	Arrears
Customer ID ***866	Financed Amount £67,500.00	Finance Payment Frequency Monthly	Financing Tenure 24 months 1 days	Principal Arrears £67,500.00
Opening Date 03 Jan 2014	Financed Amount Disbursed £67,500.00	Repayment Mode Account	Total Installments 8	Installment Arrears £0.00
Maturity Date 04 Jan 2016	Purpose Of Financing Amount Re-paid Till Date £0.00	Advance Payment Amount £0.00	Installments Paid 0	Bank Profit Due £0.00
Status Active	Outstanding Finances £67,500.00	Profit Rate for Advance Payment 0.00%	Remaining Installments 8	Other Fees £0.00
Profit Rate 4.00%	Customer Grace Period And Frequency	Profit Rate for Late Payment 0.00%	Next Installment Date 03 Feb 2014	
Facility ID	Supplier Grace Period And Frequency		Next Installment Amount £229.32	
Branch Bank Futura - AT3 Branch AT3	Linked Murabaha bill Bank Profit Share 0			
	Customer profit Share 0			
	Lease Type Lease Payment Mode Bank Share 0			
	Customer Share 0			

Transactions

No Record Found

Copyright © 2006, 2017, Oracle and/or its affiliates. All rights reserved. | Security Information | Terms and Conditions


Field Description

Field Name

Description

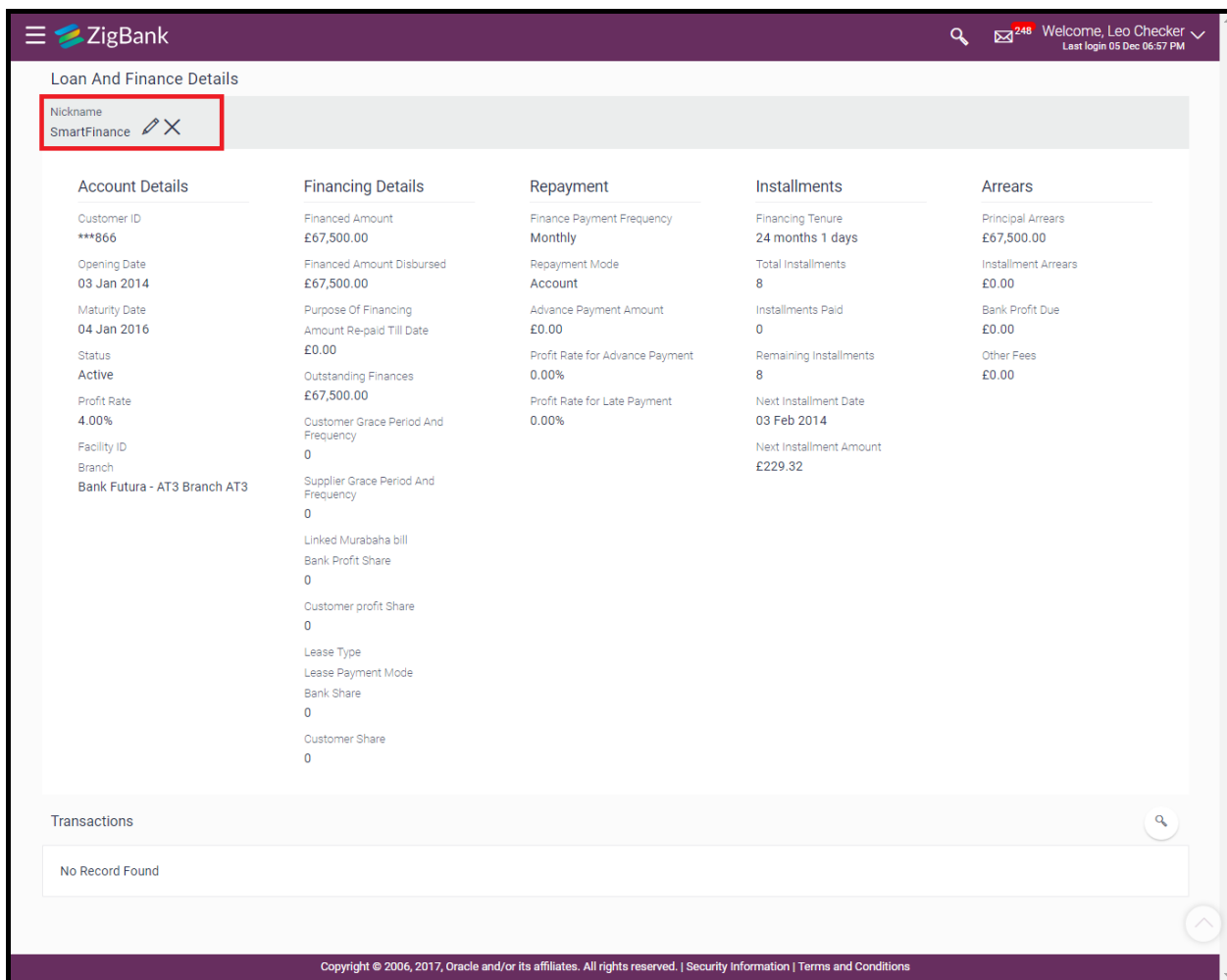
Add Nickname

User's preferred description or name to an account which will be displayed instead of the standard account description.



- Click  to save your changes.
Nicknames will be displayed on various transactions instead of the standard account description.

To edit / delete nickname to account:


Add Nickname - Edit/ Delete



The screenshot displays the ZigBank interface for 'Loan And Finance Details'. At the top, there's a header with the ZigBank logo, a search icon, a notification icon with '248', and a welcome message 'Welcome, Leo Checker' with the last login time '05 Dec 06:57 PM'. Below the header, the 'Loan And Finance Details' section is visible. A red box highlights the 'Nickname' field, which currently shows 'SmartFinance' with edit and delete icons. The main content area is divided into five columns: Account Details, Financing Details, Repayment, Installments, and Arrears. Each column contains various financial metrics and dates. At the bottom, there's a 'Transactions' section showing 'No Record Found'. The footer contains copyright information: 'Copyright © 2006, 2017, Oracle and/or its affiliates. All rights reserved. | Security Information | Terms and Conditions'.

- Click  to modify nickname.
OR
Click  to save your updates.

OR

Click  to delete nickname.

13.1 **FAQs**

1. Can I make partial prepayment towards my finance account using the repayment option?

Yes, you can make partial repayments towards your finance account subject to pre-payment charges applicable as per your finance type or as per product type.

2. Can I inquire about partial disbursements in my Finance Account?

Yes, you can inquire partial disbursements using the disbursement inquiry function.

[Home](#)